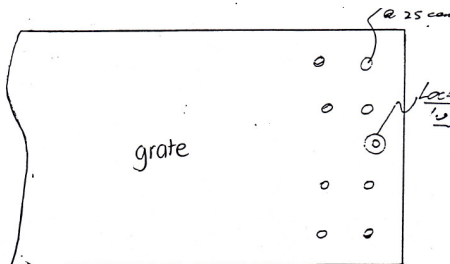
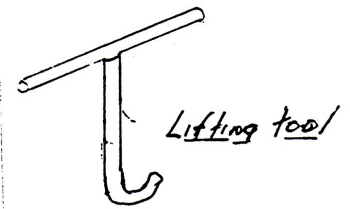
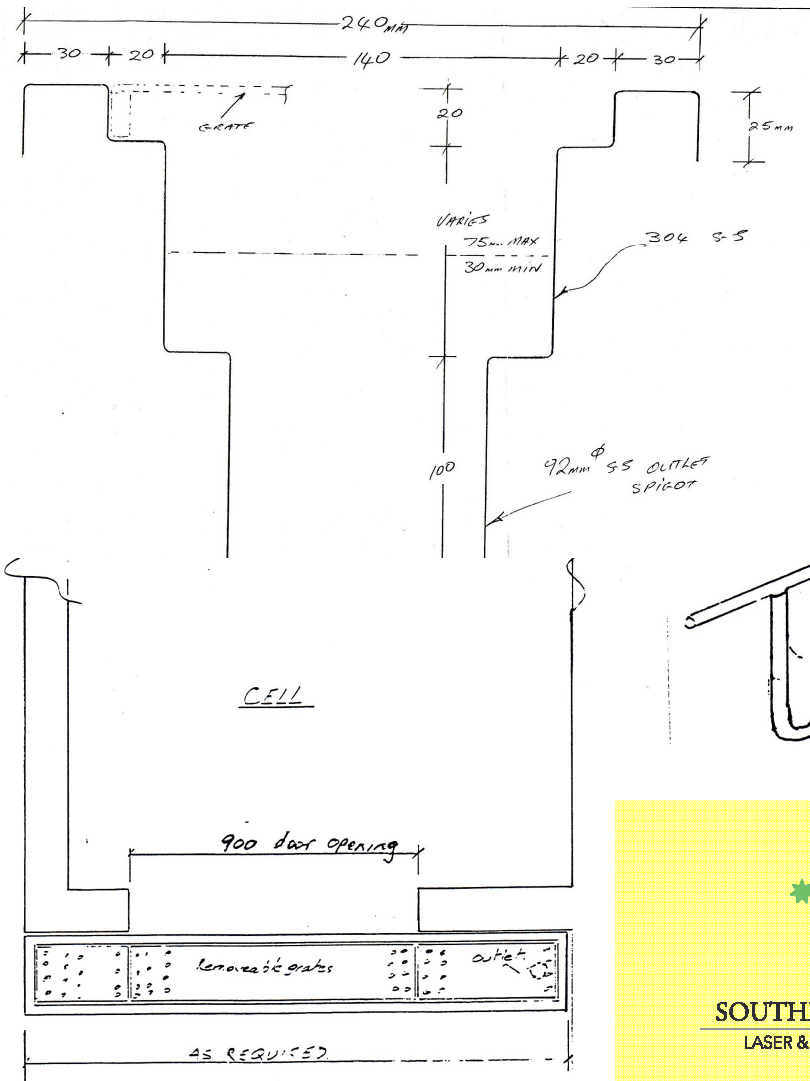



# POLICE CELL DRAIN & GRATE

MODEL NO: PCDG001  
 PRODUCT CODE: DG2014

**FEATURES:**

- Heavy duty satin stainless steel trough
- Built in fall to waste outlet
- Heavy duty grates with anti suicidal hole spacing
- Lock down grates
- Complete with lifting tool
- Optional wedge wire grating for non secure areas.



DRAWING NO: SC50  
 11/05

**SOUTHERN CROSS**  
 LASER & SHEET METAL

**23-27 Clapham Road**  
**Regents Park NSW 2143**

**Ph: 02 9644 2811**  
 Email [office@sclaser.org](mailto:office@sclaser.org)